


Exosome Purification Columns

EVSecond L 70



Rapid, High purity, Useful

Exosome Purification Column




Recent studies have reported significant roles of extracellular vesicle "Exosome" in development and progression of various diseases including cancer metastasis. Therefore exosomes are considered as attractive targets for biomarkers and drug development. However, it remains difficult to isolate high-purity exosomes from biological fluids such as serum.

EVSecond is a size exclusion chromatography open column optimized for effective purification of exosomes. Highly-purified exosomes can be easily collected from serum, plasma, or cell culture supernatant.

EVSecond L70 is a better version of product which the purification can be done at room temperature.

Features

- Simple gravity-flow handling without ultracentrifugation.
- EVSecond-purified exosomes possess efficient purity for comprehensive miRNA, proteome, and metabolome analysis.
- Exosomes are gently eluted in PBS without structural damage, allowing re-administration experiments of collected exosomes to cells or animals.
- EVSecond L70 can used at room temperature and the preparation of column is now much easier.



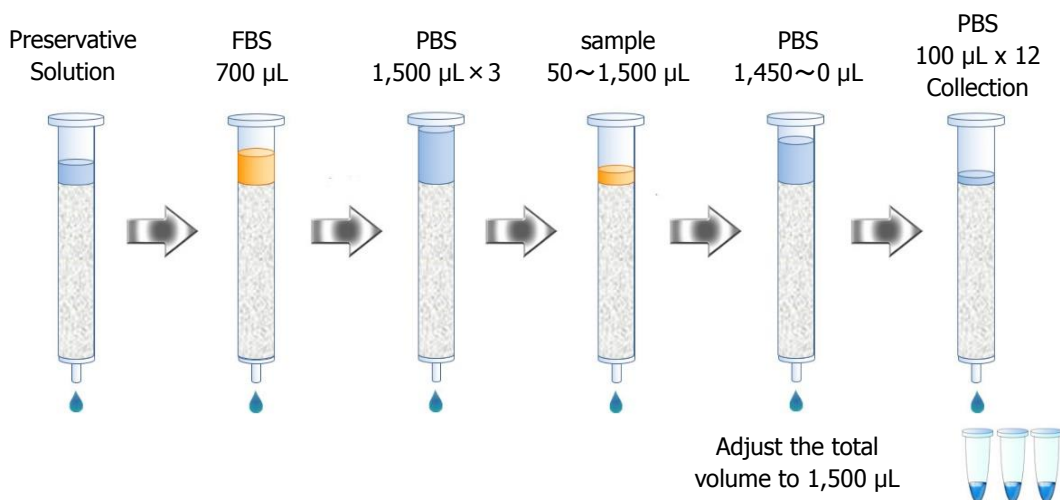
Specification

	NEW EVSecond L70	EVSecond
Full length	110 mm	75 mm
Packing bed length	70 mm	50 mm
Storing	In a refrigerator at 4 °C	In a refrigerator at 4 °C
Operation temperature	Room temperature	at 4 °C
Column preparation	Room temperature Several minutes	at 4 °C Several hours
Sample volume	50~1,500 μL	50~700 μL

【 Operation flow 】

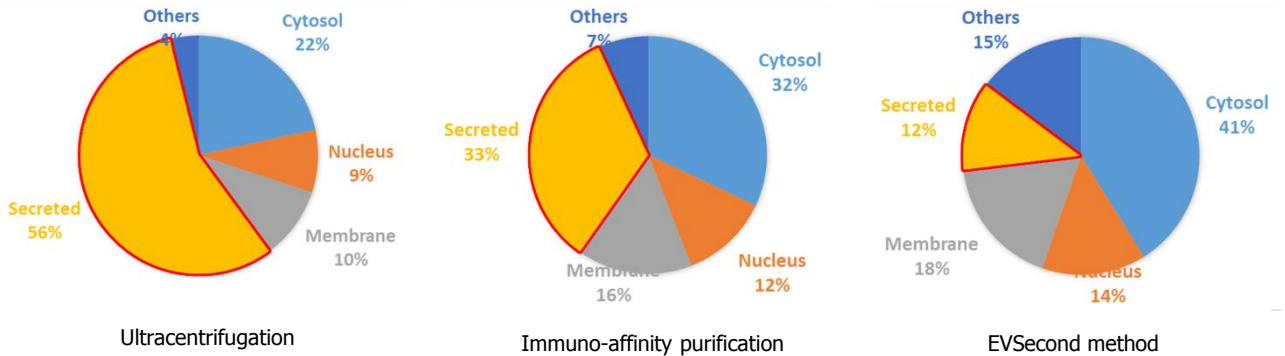
Gravity-flow is applied to each step.

* Exosome-containing fractions can be identified by western blotting or ELISA experiments detecting tetraspanins (CD9, CD63, CD81, etc.)



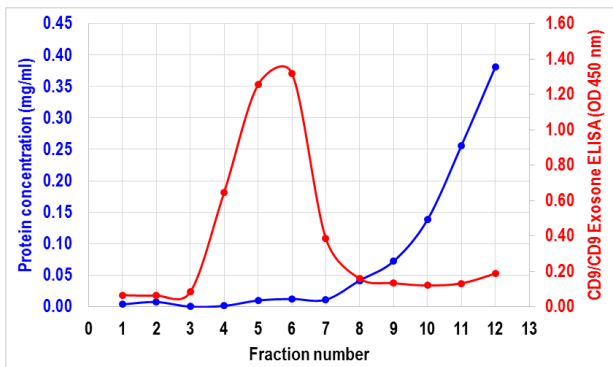
【 Advantages over traditional procedures 】

We compared some purified methods. We analyzed purified exosome using each method in LC/MS, and showed the subcellular localizations of identified proteins. EVSecond provided much higher purification efficiency with less free secreted proteins compared to other existing methods.

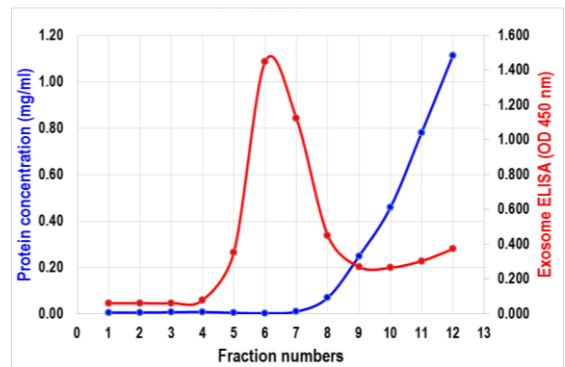


【 Purification of exosomes from human serum 】

Like EVSecond, EVSecond L70 can clearly separate exosomes from serum free proteins.



EVSecond L70



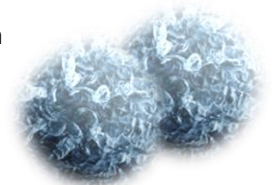
EVSecond

Isolating exosomes from 200 μ L of human serum
 (100 μ L / fraction)
 Red line: CD9-CD9 exosome sandwich ELISA (detecting exosomes)
 Blue line: Bradford assay (detecting serum free proteins)
 Data provided by Dr. Koji Ueda.

【 Ordering Information 】

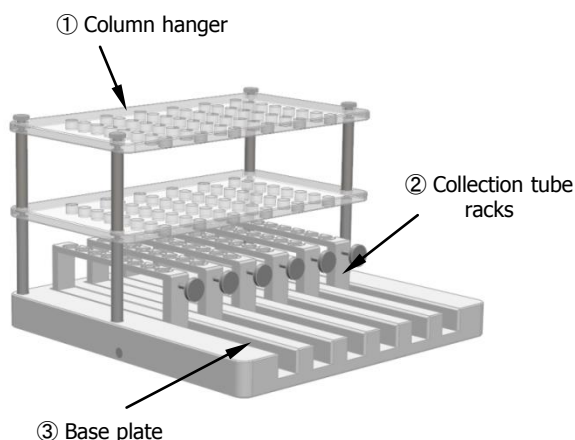
Description	Quantity	Cat.No.
EVSecond L70 NEW	10 pcs	5010-21395
EVSecond	10 pcs	5010-21390
	25 pcs	5010-21392

EVSecond was developed based on the cooperation from Dr. Koji Ueda from Japanese foundation for cancer research.



【 GL-SPE EXO Fraction Rack 】

This is a fraction rack designed for using EVSecond L70 or EVSecond, which offers smooth column handling and fractionation.



① Column hanger

Maximum 6 columns can be installed.

② Collection tube racks

Maximum 8 collection tubes (1.5 mL or 2 mL) can be set. The collection tube can be switched by pulling the lever.

③ Base plate

Maximum 6 collection tube racks can be set.

Dimension (for EVSecond L70) : 300(W)×300(D)×189(H) mm

Dimension (for EVSecond) : 300(W)×300(D)×150(H) mm

This rack can use both EVSecond L70 and EVSecond by changing column hanger and stand.



For EVSecond L70



For EVSecond

【 Ordering Information 】

Description	Quantity	Cat.No.
GL-SPE EXO Fraction Rack	1 Set	5010-50450

Contact Information

GL Sciences, Inc. USA
 4733 Torrance Blvd. Suite 255
 Torrance, CA 90503
 Phone: 310-265-4424
 Fax: 310-265-4425
 www.glsciencesinc.com
 email: info@glsciencesinc.com

GL Sciences B.V.
 De Sleutel 9
 5652 AS Eindhoven
 The Netherlands
 Phone: +31 (0) 40 254 95 31
 www.glsciences.eu
 email: info@glsciences.eu

GL Sciences, Inc. Japan
 22-1 Nishishinjuku 6-Chome
 Shinjuku-ku, Tokyo, 163-1130, Japan
 Phone: +81-3-5323-6620
 Fax: +81-3-5323-6621
 www.glsciences.com
 email: world@glsc.co.jp

International Distributors
 Visit our Website at
 www.glsciences.com/distributors